

# 1 Bow down, O Belinda

American folk tune

pizz.

arco

5

Detailed description: This block contains the musical score for the first piece. It consists of two systems of two staves each. The first system is marked with a star and a '1'. The top staff is labeled 'pizz.' and the bottom staff is labeled 'arco'. The key signature has one sharp (F#) and the time signature is 2/4. The second system is marked with a star and a '5'. The score ends with a double bar line and repeat dots.



# 2 Under arrest!

Count 2 bars

KB & DB

pizz.

Four short crot-chets played on G, (rest) one fell off and left just three. (rest)  
Four short quar-ter - notes on G,

7

1 2 3, (rest) 1 2 3, (rest) one fell off and left just three. (rest)

Detailed description: This block contains the musical score for the second piece. It consists of two systems of a single staff each. The key signature has one sharp (F#) and the time signature is 4/4. The first system is marked with a 'pizz.' and includes a repeat sign. Below the staff, there are instructions: 'Four short crot-chets played on G, (rest) one fell off and left just three. (rest)' and 'Four short quar-ter - notes on G,'. The second system is marked with a '7' and includes the instruction: '1 2 3, (rest) 1 2 3, (rest) one fell off and left just three. (rest)'. The score ends with a double bar line and repeat dots.

Say the word 'rest' quietly to yourself as you play.


# 9 Lift off!

**Rock** KB & DB

Lift your bow off in each of the rests and let it orbit! (Make a circle with your right arm.)

Try playing this rhythm variation in each bar:

Or - bit round the moon. (etc.)



# 10 Katie's waltz

Count 4 bars

**Gently** KB & DB

# 16 Rowing boat

KB & DB

**Gently**

1

6

12 **Getting slower**


Musical notation for 'Rowing boat' in 3/4 time, key of D major. The piece is marked 'Gently' and 'Getting slower'. It consists of three staves of music. The first staff starts at measure 1, the second at measure 6, and the third at measure 12. The tempo instruction 'Getting slower' is placed above the third staff. The piece ends with a fermata over the final note.

# 17 Ally bally

Scottish folk tune

5

Musical notation for 'Ally bally' in 4/4 time, key of D major. It consists of two staves of music. The first staff starts at measure 1 and the second at measure 5. Both staves begin with a star symbol. The piece ends with repeat signs (double dots) at the end of each staff.



24

# The three friends

Finnish folk tune

★

Musical score for 'The three friends' in 2/4 time, key of D major. The score consists of three systems of two staves each. The first system (measures 1-5) starts with a treble clef and a key signature of two sharps. The first staff has a star in the first measure. Dynamics include *f* and *p*. Fingerings are indicated with numbers 2 and 4. The second system (measures 6-10) includes a *V* marking above the first staff and a *f* dynamic below the second staff. The third system (measures 11-15) includes a *rit.* marking above the first staff and a *p* dynamic below the second staff. The piece ends with a double bar line.

25

# Peace garden



Not too fast

KB & DB

Musical score for 'Peace garden' in 4/4 time, key of D major. The score consists of four systems of one staff each. The first system (measures 1-6) starts with a treble clef and a key signature of two sharps. The first measure has a star. The dynamic is *mf*. The second system (measures 7-12) includes a *mp* dynamic. The third system (measures 13-18) includes a *f* dynamic. The fourth system (measures 19-24) ends with a double bar line and a repeat sign.



# Listen to the rhythm

Count 4 bars

KB & DB

10 *f* <sub>3</sub>



Lis - ten to the rhy - thm on my vi - o - lin. Crochets sound like  
Quar - ter - notes like

10



this: Crochets sound like that!  
this: Quar - ter - notes like that!

15 <sub>3</sub>



Lis - ten to the rhy - thm on my vi - o - lin. Mi - nims sound like  
Half - notes sound like

20



this: Mi - nims sound like that!  
this: Half - notes sound like that!

25



Lis - ten to the rhy - thm on my vi - o - lin. Se - mi - breves like  
Whole - notes sound like

30



this: Se - mi - breves like that!  
this: Whole - notes sound like that!



# Practice tempo





# Rocky mountain

American folk tune

Lively

*f*

*f*

5

*mf*

*mf*

9

13

17

*f*

*f*

Now try the harder part of 'Copy cat' on page 10.

# Music Fact-Finder Page

Here are some of the words and signs you will find in some of your pieces!

## How to play it


pizzicato or pizz. = pluck

arco = with the bow

▭ = down bow

∨ = up bow

> = accent

 = tremolo



## Don't get lost!

||:      :|| = repeat marks


1.    2.    = first and second time bars

**D.C. al Fine** = repeat from the beginning and stop at **Fine**

**D.♯. al Fine** = repeat from the sign ♯ and stop at **Fine**

**rit.** = gradually getting slower

**a tempo** = back to the first speed

 = pause



## Volume control

*p* (*piano*) = quiet

*mp* (*mezzo-piano*) = moderately quiet

*mf* (*mezzo-forte*) = moderately loud

*f* (*forte*) = loud

*ff* (*fortissimo*) = very loud

===== or *crescendo* (*cresc.*) = getting gradually louder

===== or *diminuendo* (*dim.*) = getting gradually quieter



## Audio credits

*Violins*: Ros Stephen, Catrin Win Morgan, Marianne Haynes; *Viola*: Felix Tanner; *Cello*: Laura Anstee; *Piano*: David Blackwell, Julian Rowlands; *Drums and percussion*: Andrew Tween; *Accordion*: Pete Rosser; *Guitars*: Kevin Byrne, Dan Thomas; *Trumpet*: David Geoghegan; *Clarinet*: Nicola Baigent; *Flute*: Marta Goncalves; *Voice*: Lin Marsh. *Engineers*: Ken Blair, Michael Taylor, Jeff Spencer, Ros Stephen; *Programmer*: Edmund Jolliffe