



Mouthpieces for Brass



Selecting a Brass Mouthpiece...

Renold O. Schilke has a profound influence on the development of brass mouthpiece design and pedagogy in the 20th century. His wisdom and insight have influenced several generations of performers, educators, and students while setting the standard for other manufacturers. Today, Schilke Music Products continues to offer the highest level of expertise in assisting musicians when determining what mouthpiece might work best for their playing needs.

It is important to remember that a “quality sound” is a musician’s greatest asset. The instrument acts as an amplifier for the vibration produced within the mouthpiece. The mouthpiece is critical in determining the character of the sound, response, and intonation along with consistency of sound quality in all registers and dynamic levels. A mouthpiece is created by several components or variables that greatly influence a player’s sound. These variables include rim contour or rim shape, inner rim diameter or cup diameter, cup shape or cup volume, throat, backbore and shank or stem. All of these components play a major role in the final sound production of a brass instrument. General knowledge of these concepts and how they work can only assist the player in selecting equipment that improves their sound.

In addition to several new mouthpiece models from the Schilke custom mouthpiece division, Schilke Music Products continues to offer a unique mix of classic designs that were the result of custom consultation with many notable professional musicians and colleagues of Renold O. Schilke. A labeling system was later developed to reference each mouthpiece while describing the general resistance variables of each model. The Schilke mouthpiece model nomenclature offers information on the following primary mouthpiece characteristics:

CUP DIAMETER

CUP VOLUME

RIM CONTOUR

BACKBORE


Understanding these variables will help a player make an educated, musical choice in selecting a new mouthpiece.



“THE MARK OF EXCELLENCE”

Contents

Selecting a Brass Mouthpiece	2
The Schilke Mouthpiece Labeling System	5
Cup Diameter	6
Cup Volume	6
Rim Contour	7
Backbore	7
Standard Mouthpiece Models	8
Trumpet/Cornet	9-12
Heavyweight Trumpet	13
“Z” Series Trumpet	14
French Horn	14
Trombone/Euphonium	15-17
Tuba	17
Custom Mouthpiece Models	18
Symphony Series Trumpet	19-20
Symphony Series Cornet	20
Symphony Series Trombone	21
Faddis Model	22
Concert Cornet Series	22
Flugelhorn Series	22
Concert Tuba Series	22
“P” Series Piccolo Trumpet	22
“S” Series Lead Trumpet	22
Custom Mouthpiece Services	23





The Schilke Mouthpiece Labeling System

When a standard model Schilke mouthpiece has a standard backbore, rim and cup, only the cup diameter (first number) is shown on the mouthpiece to designate the model number. For example, in the case of the model **14** trumpet mouthpiece, it is only necessary to identify the mouthpiece with the first number because it has a standard 'C' cup, standard '3' rim and standard 'c' backbore. It could be cataloged as a **14C3c** but the nomenclature was dropped, since the remaining variables are standard. The model **14A4a** has a shallower 'A' cup, flatter '4' rim shape, and a tighter 'a' backbore than the **14** model.

Regarding the Schilke mouthpiece numbering system, using the model 14A4a as an example:

14 Refers to "Cup Diameter" = smallest numbers have the smallest diameters. Diameter size increases as the number increases.

A Refers to "Cup Volume"

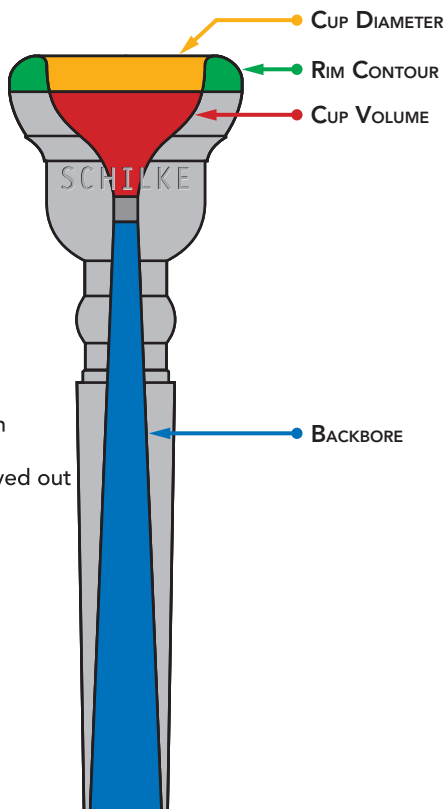
- A. Small - Shallow
- B. Medium Small
- C. Standard - Medium
- D. Medium Large
- E. Large

4 Refers to "Rim Contour"

- 1. Roundest
- 2. Semi-Round
- 3. Standard
- 4. Semi-Flat
- 5. Flattest

a Refers to "Backbore"

- a. Tight
- b. Straight - slightly more open
- c. Standard
- d. Medium Large - slightly curved out
- e. Large
- x. Piccolo - X Large



CUP DIAMETER (First number in label – 14A4a)

The first number (i.e. "14") refers to the cup diameter; smaller numbers have smaller diameters. Cup diameters increase as the model number increases.

Most trumpet and cornet mouthpieces have a cup diameter that falls between .600 inch and .725 inch. Numbers 5 to 24 in the Schilke system represents sections of .005 inches each between these two measurements. This is also referred to as inner diameter (id).

Cup diameter or inner rim diameter is the most common way players compare one mouthpiece to another. It is individual choice determined by a player's embouchure, experience, strength, instrument, personal playing style or musical prerequisites. Generally, a small diameter may improve the upper register and endurance but resonance and volume may be affected. A narrow diameter may produce a strained sound without focus and control if a player needs more room. A larger diameter allows the player to "vibrate" a larger surface area of the lip into the bowl of the mouthpiece thus providing more sound volume and depth of sound. However, this may affect endurance and require more strength to maintain a balanced sound in all registers.

CUP VOLUME (First letter in label – 14A4a)

The first letter or second character (i.e. "A") refers to the cup volume, which is classified as a shallow volume cup shape. It is dropped from the model name if it is the standard 'C' cup shape and all remaining variables are standard.

- A = Small - Shallow**
- B = Medium Small**
- C = Standard - Medium**
- D = Medium Large**
- E = Large**

Cup volume helps determine tone quality, tone color, and intonation. In general, deep cup mouthpieces produce the darkest sounds with more core and less highs in the sound. In reverse, shallow cup mouthpieces produce the brightest sounds with more high overtones present in the sound. This aids in the production of the high register. The standard Schilke "C" cup is a compromise, which offers both full tone and ease of sound production. Resistance is also affected by cup volume. A shallow cup offers more resistance to the player. Conversely, a deeper cup offers less resistance or more freedom.

RIM CONTOUR (Second number in label – 14A4a)

The second number or third character (i.e. "4") refers to the rim contour of the mouthpiece, which classifies it as a semi-flat rim contour.

- 1 = Roundest**
- 2 = Semi-Round**
- 3 = Standard**
- 4 = Semi-Flat**
- 5 = Flattest**

The rim is the connection between the player's body and the instrument. This is critical because it is what you "feel" as the player, and it is what creates the seal. The "thickness" of the rim or "bite" of the inner diameter can greatly affect response and articulation clarity. Generally, a rounder rim will allow greater flexibility but sometimes tires the player sooner. The location of the high point of the rim contour may change the way a player perceives the cup width. A flat rim often feels the most comfortable but tends to hold the lips in a fixed position, thereby reducing flexibility.

The #3 standard Schilke rim has the feel that most players prefer in a rim. It has flat enough contour to distribute the slight pressure needed to provide an air seal but is rounded slightly to offer increased flexibility. The flatter #4 rim provides cushion and comfort in the upper register.

BACKBORE (Second letter in label – 14A4a)

The second (last) letter or fourth character (i.e. "a") refers to the backbore, which classifies it as a tight tapered backbore.

- a = Tight**
- b = Straight - slightly more open**
- c = Standard**
- d = Medium Large - slightly curved out**
- e = Large**
- x = Piccolo - X Large**

The backbore describes the taper or rate of change inside the mouthpiece stem following the throat as it opens into the mouthpipe. As an extension of the instrument's mouthpipe, the backbore shape plays a significant role in sound color, tone quality, intonation and resistance. A tighter tapered backbore offers more brilliance and control while providing more resistance. This generally will assist a player in the upper register. If the backbore is too small, the resulting sound is "stuffy" and lacking resonance. A large backbore offers a darker, thicker sound with more depth and volume but with less resistance. If there is not sufficient backbore resistance, the resulting sound is harder to control and intonation is less stable with the upper register being slighter sharper.

Schilke mouthpieces all come with standard backbores ("c"), which permit the maximum in tone and range. Other backbores are available (letters a, b, d, e and x) which may suit a particular need depending on the type of sound required.

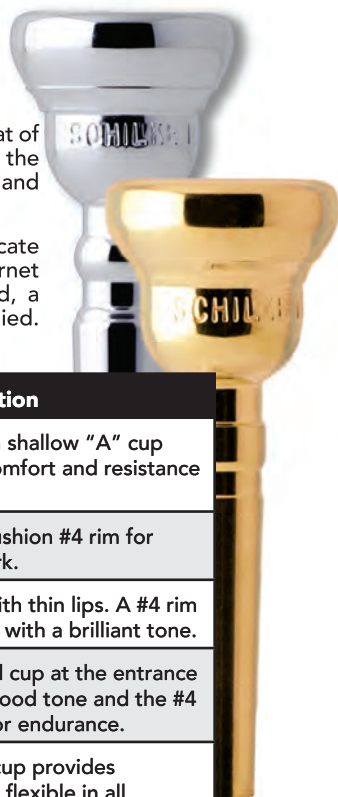
Standard Brass Mouthpieces



Trumpet and Cornet

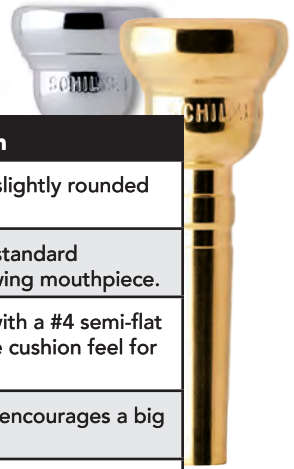
The diameter of the shank of a cornet is smaller than that of a trumpet. Most Schilke models are available for both the trumpet and cornet. In general, a slightly larger cup and throat favors the cornet tone.

When ordering Schilke mouthpieces, please indicate model nomenclature and whether a trumpet or cornet mouthpiece is desired. If this information is omitted, a trumpet shank mouthpiece will automatically be supplied.




Model	mm	inches	Description
5A4	15.84	.624	A small cup diameter with shallow "A" cup and semi-flat rim offers comfort and resistance in the upper register.
6A4a	15.99	.630	A shallow "A" cup with cushion #4 rim for extreme high register work.
7B4	16.08	.633	Excellent for the player with thin lips. A #4 rim provides good endurance with a brilliant tone.
8A4	16.25	.640	The slightly funnel-shaped cup at the entrance to the throat provides a good tone and the #4 semi-flat rim gives superior endurance.
8E2	16.15	.636	The deep funnel-shaped cup provides a smooth tone and is very flexible in all registers. Recommended for cornet players.
9	16.33	.643	Standard characteristics allow for a full penetrating tone quality.
9C4	16.36	.644	Like the 9, however the #4 semi-flat rim provides excellent endurance.
10A4a	16.43	.647	The combination of the shallow "A" cup, semi-flat #4 rim and tight "a" backbore assists with upper register work.
10A4	16.43	.647	Same as the 10A4a but with a standard "c" backbore, which offers less resistance.
10B4	16.43	.647	A medium-small funnel-shaped "B" cup offers both a quality sound and support in the upper register.
11A	16.51	.650	This rim size and contour is similar to the 11 but with a shallower "A" cup.
11Ax	16.51	.650	This model was developed for the Schilke piccolo trumpets. The "x" backbore improves the ease of playing and opens up the sound on the piccolo. Also available in a trumpet shank.

Trumpet and Cornet



Model	mm	inches	Description
11C2	16.51	.650	Similar to the 11 featuring a slightly rounded #2 rim contour.
11	16.53	.653	A superior mouthpiece with standard characteristics for a free blowing mouthpiece.
11D4	16.58	.653	Slightly deeper than the 11 with a #4 semi-flat rim, which provides a definite cushion feel for endurance.
11E	16.58	.653	The large funnel-shaped cup encourages a big round tone, ideal for cornet.
12A4a	16.71	.658	Similar to the 12B4 but with a shallow "A" cup, tight "a" backbore, which adds both endurance and range.
12A4	16.71	.658	This mouthpiece is the same as a 12A4a but with a standard "c" backbore.
12B4	16.71	.658	This medium-small conical "B" cup provides a full tone and the #4 semi-flat rim allows for more endurance.
12	16.69	.657	A traditional medium size mouthpiece that includes a #3 standard rim and "c" backbore allows the player a full spectrum of sound.
13A4a	16.76	.660	The shallow "A" cup, semi-flat #4 rim and tight "a" backbore creates an ideal lead mouthpiece.
13A4	16.76	.660	Same as the 13A4a but with the standard "c" backbore which allows a freer blowing feel.
13B	16.77	.660	This mouthpiece has a "B" cup that is slightly deeper than the 13A4 and also offers a narrower, round rim.
13	16.89	.665	An ideal choice for a student or developing player with standard #3 rim contour. Rounder rim provides increased flexibility and quick response. "C" cup offers volume for tone.
13C4	16.89	.665	A somewhat sharp inner-edge combined with a funnel-shaped "C" cup offers a clear tone. The #4 semi-flat rim adds increased endurance.
13D4	16.89	.665	The best option for a player looking for a thick, rich, weighted sound. Medium large "D" cup offers a tone that is colorful with depth. #4 semi-flat rim affords comfort with sharper bite for superior articulation clarity. Diameter ideal for all players from student to professional.



Trumpet and Cornet

Model	mm	inches	Description
14A4a	17.09	.673	One of our most popular mouthpieces, the 14A4a offers a shallow "A" cup, semi-flat #4 rim and tight "a" backbore. This mouthpiece allows a strong upper register without sacrificing tonal production.
14A4	17.09	.673	Same as the 14A4a but with a standard "c" backbore which offers a more "open" feel.
14A4x	17.09	.673	Based on the popular 14A4a, this mouthpiece creates a very open blowing feel with the large "x" backbore. This backbore improves the ease of playing and opens up the sound of our piccolo trumpet. Also ideal for Eb soprano cornet.
14B	17.02	.670	Similar to the 14 but with a "B" (medium-small) cup size.
14C2	17.02	.670	This "C" cup and #2 semi-rounded rim produces a rather large tone and good center.
14	17.02	.670	With a standard rim, cup and backbore, the 14 is an excellent choice for all-around playing.
15A4a	17.14	.675	A larger diameter mouthpiece with a shallow "A" cup and tight "a" backbore for upper register playing. The #4 semi-flat rim offers comfort in upper register.
15A4	17.14	.675	Same as the 15A4a but with a larger "c" backbore for an open feel.
15B	17.12	.674	With the same diameter as the 15, this mouthpiece includes "B" style cup which produces a more brilliant sound than the standard 15 mouthpiece.
15	17.12	.674	An excellent all-around mouthpiece which offers a free blowing, clear sound.
15C4	17.14	.675	This mouthpiece is similar to the 15 but with the #4 semi-flat rim for increased endurance.
16B4	17.20	.677	Same as the 16C4 except the shallower, medium-small "B" cup offers more resistance, providing a brighter quality of sound. The 16B4 is excellent choice for Eb trumpet when a player requires a bigger rim diameter.
16C4	17.20	.677	Similar to the 16 in dimensions, this mouthpiece offers our #4 semi-flat rim for a more traditional feel and increased endurance.

Trumpet and Cornet



Model	mm	inches	Description
16	17.20	.677	With all the standard Schilke characteristics, this medium-large diameter mouthpiece produces a full, free blowing quality.
16C2	17.20	.677	This model offers the same options as the 16, but instead offers a #2 rim for increased flexibility.
17B4	17.33	.682	Well suited for the player looking for a shallower cup in a larger diameter. Medium-small "B" cup offers more brilliance for projection with #4 semi-flat rim for comfort.
17	17.33	.682	A compromise of all the medium characteristics, this mouthpiece is an excellent medium to large diameter mouthpiece.
17D4	17.33	.682	This mouthpiece includes a deeper "D" cup and #4 semi-flat rim for improved endurance.
17D4d	17.33	.682	A larger blowing mouthpiece than the 17D4 because of the increased "d" backbore.
18B4	17.52	.690	Ideal for a classical player looking for a commercial sound, the medium shallow cup and semi-flat rim provide resistance and comfort for upper register playing. Cup shape offers some sparkle in the sound with enough volume for tone.
18	17.52	.690	The high point of the rim is closer to the center, which makes this mouthpiece feel smaller than it is. The standard characteristics produce a rich, brilliant tone.
18C3d	17.52	.690	Similar in dimension to the 18 but with a larger "d" backbore producing a large, teutonic tone.
19	17.65	.695	The "C" cup, #3 rim and standard "c" backbore are similar to the 20 but with a slightly smaller diameter.
20	17.78	.700	This large diameter is for the robust embouchure. Original mouthpiece of choice for Renold O. Schilke.
20D2d	17.73	.698	Similar to the 20 in diameter but includes a larger "D" style cup, #2 semi-round rim and larger "d" backbore.
22	18.03	.710	Similar to the 20 but with a larger inside diameter.
24	18.29	.720	Our largest cup diameter offered. This mouthpiece provides a huge volume of sound.



Heavyweight Trumpet

A “Heavyweight” profile trumpet mouthpiece option is available in the following best selling rim sizes only. The additional mass provides a darker focused sound, with more secure slotting and increased projection at louder dynamic levels.

Model	mm	inches	Description
6A4a	15.99	.630	Small diameter mouthpiece with shallow “A” cup and cushion #4 rim.
13A4a	16.76	.660	The shallow “A” cup, semi-flat #4 rim and tight “a” backbore creates an ideal lead mouthpiece.
13	16.89	.665	Rounder rim provides increased flexibility and quick response. “C” cup offers volume for tone.
14A4a	17.09	.673	A shallow “A” cup, semi-flat #4 rim and tight “a” backbore for lead work.
14	17.02	.670	With a standard rim, cup and backbore, the #14 is an excellent choice for all around playing.
15A4a	17.14	.675	A larger diameter mouthpiece with our “A” cup and tight “a” backbore for upper register playing.
15	17.12	.674	An excellent all-around mouthpiece with standard “C” cup and #3 rim.
16C4	17.20	.677	A standard cup and #4 semi-flat rim for a more traditional feel.
17	17.33	.682	A standard cup and #3 rim, this model is well suited for both classical and jazz styles.
18	17.52	.690	A larger diameter mouthpiece with our standard “C” cup and #3 rim. Ideal for symphonic work.
20	17.78	.700	This large diameter is for the robust embouchure and offers a huge volume of sound.



“Z” Series Trumpet Mouthpieces

A “skeletonized” version of our standard trumpet mouthpiece is available in 3 popular sizes. This mouthpiece offers a brighter tone with faster response compared to its standard counterpart. Available in sizes: **6A4a, 13A4a & 14A4a**



French Horn Mouthpieces

Model	mm	inches	Description
27	16.25	.640	A narrow diameter and thin rim creates a special mouthpiece for the first horn player.
28	16.15	.636	A true “French” model mouthpiece having a small cup and throat that definitely favors the high register. Recommended for the Descant Horn.
29	17.53	.690	Offers a balanced option that is very adaptable to both the younger player and the professional needing a stronger upper register with a large rim diameter, standard rim contour, cup, and smaller bore.
30B	16.92	.666	This model was designed with a smaller “B” style cup and thin, flat rim.
30	17.03	.670	The original Farkas Model, the wide rounded rim and fairly deep cup makes the #30 a good all-around mouthpiece for the experienced player.
30C2	17.03	.670	Based on a standard design, this mouthpiece has an excellent response in high or low range and a free-blowing feel. Recommended for both professional and developing players alike.
31	17.14	.675	This model has a “V” shaped cup, thicker standard rim and a slightly larger diameter to aid in producing a greater volume of sound.
31B	17.40	.687	A wide rim with a higher center point and a medium depth bowl shaped cup produces a rich, dark tone.
31C2	17.43	.688	The 31C2 has a very thin rim and medium-large cup offering a great volume of tone.
32	17.83	.702	The extra large cup diameter, cup volume, and backbore produces a rich, dark tone color.

Tenor Trombone Euphonium and Bass

S = Small shank for Tenor Trombone, Baritone or Euphonium

L = Large shank for Large Bore Tenor Trombone, Baritone or Euphonium


E = European shank for Euphonium

B = Bass Trombone


Model	mm	inches	Description	Shank
40B	22.51	.886	Extremely small inner rim diameter and shallow "B" cup. This mouthpiece, with its wide-rounded rim, works well for the trumpet player who doubles on trombone.	S
40	22.53	.887	Since the cup diameter is small, the upper register is improved. In addition, the tone has considerable projection. It is excellent for the bass trumpet and valve trombone.	S
42B	22.99	.905	Contour profile – this mouthpiece is well suited for the small tenor trombone and lead/commercial playing.	S
42	23.22	.914	Slightly larger diameter and deeper than the 42B, the 42 features a standard "C" cup.	S
43A	23.57	.927	Contour profile – this mouthpiece was designed for the lead trombone player desiring an easy high register.	S
44E4	24.28	.956	Though a small cup diameter, this mouthpiece offers a very deep "E" cup and semi-flat #4 rim.	S,L
45B	24.30	.956	Contour profile – designed for the lead trombone player with a larger cup volume than the 43A.	S
45	24.38	.960	The semi-flat rim has a high point close to the center of the mouthpiece, which allows for a great deal of flexibility. Ideally suited for the beginning trombone player.	S
46	24.54	.966	Slightly larger than the 45, this is also a good beginner's mouthpiece.	S,L
46D	24.76	.975	The cup diameter and volume is slightly larger than the 46, producing a full, resonant tone. Also recommended for the younger baritone/euphonium player.	S,L

* Contour profile pictured in silver above.

Tenor Trombone and Euphonium



Model	mm	inches	Description	Shank
47B	24.87	.979	Contour profile – This mouthpiece is a good all-around mouthpiece for the jazz player that is requiring quick response and a resonant high register.	S
47	24.99	.984	For both professionals and students alike, this outstanding mouthpiece combines good response with superior tone quality and intonation.	S,L
47C4	25.10	.988	Like 47 but with a slightly wider, semi-flat #4 rim.	S,L
50	25.40	1.00	Particularly adapted to the medium and large-bore tenor trombones. The Schilke standard options make this a fine all-around mouthpiece.	S,L
50C4	25.40	1.00	The medium-deep cup and medium-wide rim make this mouthpiece an outstanding choice for medium and large-bore tenor trombones, combining a rich, full sound with a high level of efficiency and playability.	S,L
51B	25.63	1.010	This mouthpiece incorporates a large diameter with a medium-small "B" cup and small throat.	S,L
51	25.63	1.010	A large bowl shaped cup producing a rich tone quality. Ideally suited for large bore tenor and orchestral performers.	S,L,E
51C4	25.63	1.010	Similar to the 51 with a slightly shallower cup, smaller throat and semi-flat #4 rim.	S,L
51D	25.55	1.005	One of our most popular, this mouthpiece offers a very large "D" cup and is excellent for the strong player. It is particularly suited for the Euphonium, producing a full dark tone.	S,L,E
52	25.78	1.015	Slightly larger diameter than the 51, this mouthpiece produces a slightly broader sound.	S,L
52D	25.78	1.015	The large "D" cup makes this mouthpiece ideal for symphonic trombone playing. Also a good choice for the Euphonium player requiring a larger diameter than the 51D.	S,L,E
52E2	25.91	1.020	With its extremely deep "E" cup and narrower, rounder #2 rim, this mouthpiece is an ideal symphonic choice for the robust player.	S,L
53	26.24	1.033	This combination of large cup diameter and bowl shape is widely favored by those who desire a rich full sound.	S,L



Bass Trombone

Model	mm	inches	Description	Shank
57	26.52	1.044	This model is an excellent choice for those who play tenor and bass trombone.	B
58	27.68	1.090	A highly recommended mouthpiece for those who double on tenor and bass, and the full-time bass trombonist, combining both good intonation with great lower and upper registers.	B
59	28.52	1.123	An outstanding mouthpiece for the full time bass trombonist offering a full, powerful deep sound with excellent all-around response.	B
60	29.03	1.143	Our largest bass mouthpiece offering a full body of sound for the experienced player.	B



Tuba Mouthpieces

Model	mm	inches	Description
62	31.85	1.254	A superior standard mouthpiece with a good centered sound and easy response in the high and low register with good intonation. Also recommended for Eb or F tuba.
66	31.52	1.241	Designed from the original Helleberg, this mouthpiece offers a smaller inside cup diameter but still produces a rich tone quality with a wealth of volume.
SH	31.84	1.253	This Schilke "Helleberg" model offers a rim contour that is different from our 66. This mouthpiece produces a sound that is clear and dark.
67	32.41	1.276	Similar to the "SH" model, but slightly larger. The contour is also similar to the 66 but offers improved tonal response.
69C4	32.76	1.290	With a very comfortable rim and cup that is not too deep, the 69C4 offers an excellent characteristic sound and facilitates all registers of the instrument.

Custom Series Mouthpieces



Schilke Custom Mouthpieces are produced by our custom mouthpiece division and are built one at a time. Designed by professional players along with the staff at Schilke, these models will offer different cup, rim, and shank sizes not available in the standard Schilke mouthpiece line.

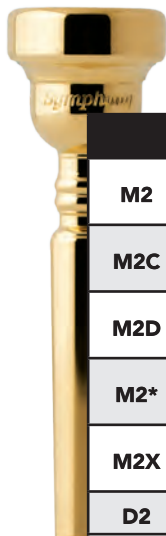
Symphony Series

Utilizing concepts from the standard Schilke mouthpiece line, the **'Symphony Series'** models for trumpet, cornet, and trombone are large diameter mouthpieces offering a deep, vibrant sound with a well-focused center. They were developed to meet the demands of the modern orchestral player and have comfortable rim shapes that provide clarity and clean articulations.



Symphony Series Trumpet Mouthpieces

Symphony Series #1 Rim Comparison - Schilke 19/20	
M1	Standard bowl shaped "C" cup with a 24 throat and Schmitt backbore. Excellent all around mouthpiece for both Bb and C trumpet.
M1d	Standard bowl cup with 24 throat and tighter Schmitt backbore. Very good option for either Bb or Eb trumpet playing.
M1*	The "*" models share the same rim and cup as the "M" and "MD" models. They have a larger Schmitt backbore with a shorter throat that created less resistance and more open feel.
D1	Deeper bowl shape cup that still provides feedback for control. The "D" cups have a smaller version of the Schmitt backbore to balance the cup.
F1	The "F" models offer a deep "V" shape cup that provides darker, warmer, more conical color allowing one to project at full capacity but maintain a soft mellow sound. These models utilize a shorter shank to compensate for cup volume plus a larger throat size & backbore taper.
Symphony Series #150 Rim Comparison - Schilke 18	
M150	Slightly smaller "150" rim diameter, standard bowl shape and "C" cup. Includes a 24 throat and Schmitt backbore.
M150d	Slightly smaller "150" rim diameter, standard bowl shape and "C" cup. Includes a 24 throat and tighter Schmitt backbore.
M150*	Larger Schmitt backbore with a shorter throat in a "150" rim diameter. Offers a more open feel than the M150.
D150	Deeper bowl shape in a "150" rim diameter.
F150	"F" cup model with a shorter shank in a "150" diameter. Offers a dark, mellow sound.



Symphony Series #2 Rim Comparison - Schilke 16C4/17

M2	Slightly smaller "2" rim diameter, standard bowl shape "C" cup, 24 throat and Schmitt backbore.
M2C	Slightly smaller "2" rim diameter, standard bowl shape "C" cup, 27 throat and Schmitt backbore.
M2D	Slightly smaller "2" rim diameter, standard bowl shape "C" cup, 24 throat and tighter Schmitt backbore.
M2*	Larger Schmitt backbore with a shorter throat in a "2" rim diameter. More open feel.
M2X	This model has the rim, throat, and backbore of a M2 but the cup shape of the M1 for slightly more cup volume.
D2	Deeper bowl shape cup in "2" rim diameter.
F2	"F" cup model with shorter shank in "2" rim diameter. Offers a dark, mellow sound.

Symphony Series #3 Rim Comparison - Schilke 14/15

M3	Slightly smaller "3" rim diameter, standard bowl shape "C" cup, 24 throat with Schmitt backbore.
M3C	Slightly smaller "3" rim diameter, standard bowl shape "C" cup, 27 throat with Schmitt backbore.
M3D	Slightly smaller "3" rim diameter, standard bowl shape "C" cup, 24 throat with tighter Schmitt backbore.
M3*	Larger Schmitt backbore with a shorter throat in a "3" rim diameter. More open feel.
D3	Deeper bowl shape cup in "3" rim diameter.

Symphony Series #4 & #5 Rim Comparison - Schilke 13/14

M4C	Medium-small "4" rim diameter, standard bowl shape "C" cup, 27 throat and Schmitt backbore.
M5C	Small "5" rim diameter, standard bowl shape "C" cup, 27 throat and Schmitt backbore.

Symphony Series Cornet Mouthpieces

A deep traditional "V" shaped cup along with a larger rim diameter, intended for the player looking for the customary warm, rich cornet sound in the British band style while providing the required resistance and focus when playing fortissimo in the upper register. Offered in sizes: **V1, V150, V2 and V3.**



Symphony Series Trombone Mouthpieces



Symphony Series #5.1 Rim Comparison - Schilke 51	
M5.1	A medium shallow cup that provides more brilliance and projection due to additional high overtones in the sound core.
D5.1	A standard cup shape that provides a deeper bottom to the sound core and excellent articulation clarity. Resistance variables are ideal for a principal player.
D5.1*	For a more open feel with additional depth to the sound and greater flexibility, the standard cup with a tapered throat provides slightly less resistance than the D5.1 model.
Symphony Series #5.2 Rim Comparison - Schilke 52	
M5.2	A medium shallow cup that provides more brilliance with a larger rim diameter than the 5.1 models.
D5.2	A standard cup shape that provides a deeper bottom to the sound core.
D5.2*	Standard cup with tapered throat. More open than D5.2.
Symphony Series #5.3 Rim Comparison - Schilke 53	
M5.3	A medium shallow cup that provides more brilliance with a larger rim diameter than the 5.2 models.
D5.3	A standard cup shape that provides a deeper bottom to the sound core.
D5.3*	Standard cup with tapered throat. More open than D5.3.
Symphony Series #6.0 Rim Comparison - Schilke 60	
M6.0	This deep cup is similar to a standard 59 model yet maintains the rim diameter of a 60. It includes a large Schmitt backbore and more open "O" throat. It is an efficient, even playing mouthpiece that provides brilliance for maximum projection when desired.
D6.0	Slightly more open feel than a standard Schilke 60 while maintaining the same rim diameter. It includes a large Schmitt backbore and more open "O" throat. Maintaining efficiency, this extra large bowl provides more depth to the sound core with clarity and consistency at all dynamic levels.

Symphony Series trombone mouthpieces come standard in large shank.

Faddis Model

Faddis Model (XL Heavyweight)

An extra large “Heavyweight” trumpet mouthpiece, this model’s design is based on the mouthpiece used by legendary jazz artist, musician, conductor, composer and educator Jon Faddis for his Schilke **S43HDL Faddis Bb Trumpet**.



Concert Cornet Series

Based in design on several of our best selling rim sizes, these mouthpieces offer a deeper traditional British style cup, which is ‘V’ shaped. Available in **6E4, 13E4, 14E4, 15E, 16E4, 17E, 18E and 20E** rim sizes, these models offer a warm, rich, true cornet sound with a balanced resistance while maintaining articulation clarity.



Flugelhorn Series

The flugelhorn requires a deeper cup and larger throat than a trumpet or cornet mouthpiece. The Flugelhorn Series feature a deep V-shaped cup, large throat and backbore with an American shank for a soft, dark tone in the following sizes: **6F4, 13F4, 14F4, 15F, 16F4, 17, 18F and 20F**



Concert Tuba Series

SH-II – The “Helleberg SH-II” is made along the same lines as the 66, 67 and standard Helleberg. It has the same Helleberg-style cup shape with the same inside diameter as the 69C4 (32.76 mm), with a slightly tighter throat and standard backbore.



SH-IIF – The “Helleberg SH-IIF” has the same rim as the Helleberg SH-II but with a shallower bowl-shaped cup to accommodate the smaller F tuba. The throat is smaller than the SH-II. The backbore is slightly larger, similar to a Schmitt shape that opens up quicker under the throat to reduce resistance.

GEIB – The Geib model has the same inside diameter as the Helleberg SH-II with a modified rim contour. The Geib cup is more bowl-shaped and slightly shallower than the SH-II. The entrance to the throat is tighter yet it shares the same throat size as the SH-II with a standard backbore.

“P” Series Piccolo Trumpet

Expanding options for piccolo trumpet, these new Symphony Series rim shapes matched with our a shallow “A” cup and Schilke “x” backbore provide a comfortable, responsive mouthpiece choice for piccolo trumpet that is balanced through the range of the piccolo with a clear, resonate sound. Available in three rim sizes: **P5, P6 and P7** in cornet or trumpet shank.



“S” Series Lead Trumpet

Created specifically for the lead player, these Symphony Series rim shapes matched with an extra shallow cup and tight backbore on our Symphony Series profile blank provide a very comfortable, balanced mouthpiece with the resistance critical to playing in the extreme upper register with depth and resonance. Ideal for commercial lead trumpet playing. Available in three rim sizes: **S3, S4 and S5**.

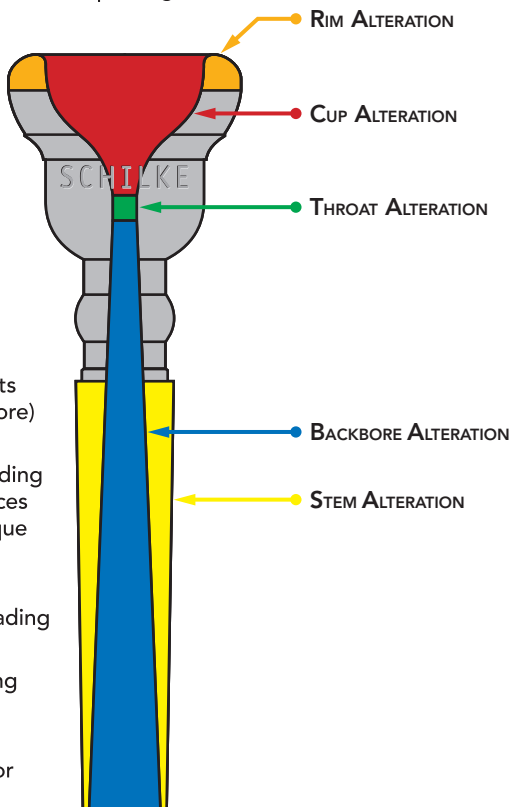


Custom Mouthpiece Services

The Schilke Custom Mouthpiece Division can make modifications or alterations to a mouthpiece that may improve response, intonation, and articulation clarity or adjust sound color and depth. These adjustments can make the difference for the player in accomplishing their individual musical goals.

We offer the following services:

- **Modification** – Modifying an existing mouthpiece.
 - Rim Alteration
 - Cup Alteration
 - Enlarge Throat
 - Enlarge Backbore
 - Stem Alteration
- **Duplication** – We can make a digital or manual copy of a mouthpiece or key components (i.e. rim, throat, cup, or backbore) upon request.
- **Custom-Built to Order** – Blending aspects of different mouthpieces to create something new, unique and built to your personal specifications.
- **Threading** – Mouthpiece threading in a variety of configurations.
- **Plating** – Mouthpiece re-plating services available on request.
- **Consultation** – Personal consultation by phone, email or factory appointment.



We welcome visitors to the Schilke factory. Please call in advance to schedule an appointment.

Guarantee

All SCHILKE products are guaranteed against defects in materials and workmanship. PLATING, which is the absolute best that we can obtain, is not included in the guarantee.



"The Mark of Excellence"



Schilke Music Products

4520 James Pl
Melrose Park, IL 60160
P: (708)343-8858
F: (708)343-8912



www.facebook.com/schilkemusic



[SchilkeMusic](#)

www.SchilkeMusic.com