

Clarinet

first connection / mouthpiece to barrel

lefreQue

dutch original sound solution

position lefreQue

materials



Clarinet with
ultimate band


Start with the material of your instrument or a higher quality. For clarinet that would be at least the silver plated but the solid silver is the best price-quality ratio. You can go up to 24 k solid gold.

33 mm lefreQue



+

Clarinet Ultimate Band
85 mm



Artikel Nr. 219109

or +

Clarinet Special Band
85 mm



Artikel Nr. 219092

How to try:

Individual exercises

- Play a chromatic scale (long notes without vibrato). Play it with, without and then with lefreQue again. Pay attention to intonation and evenness of tone production.
- Play octaves. Play it with, without and then with lefreQue again. Listen to your tone as if you play a duet with your own overtones. Pay attention to the difference in tuning with and without lefreQue.
- Play different fragments outside your comfort zone with difficult bindings or intervals. Feel the differences in ease of playing and pay attention to your intonation.

Joint exercise

- Play a scale together (long notes and without vibrato). Play it with, without and then with lefreQue again. First unisono and then in octaves. Listen to the difference in tuning and projection.
- Play a duet with any other wind instrument and pay attention to the differences in intonation.

We hope you enjoy these exercises. Thanks for trying lefreQue!

missing link for **ALL** wind instruments

www.lefreQue.com

Bass clarinet

first connection / mouthpiece to bocal

lefreQue

dutch original sound solution

position lefreQue

materials

Bass clarinet with
ultimate band



Start with the material of your instrument or a higher quality. For silver or wooden instruments that would be at least the silver plated. The solid silver is the best price-quality ratio. You can go up to 24 k solid gold.

41 mm lefreQue



+

Clarinet Ultimate Band
85 mm



Artikel Nr. 219109

or +

Clarinet Special Band
85 mm



Artikel Nr. 219092

How to try:

Individual exercises

- Play a chromatic scale (long notes without vibrato). Play it with, without and then with lefreQue again. Pay attention to intonation and evenness of tone production.
- Play octaves. Play it with, without and then with lefreQue again. Listen to your tone as if you play a duet with your own overtones. Pay attention to the difference in tuning with and without lefreQue.
- Play different fragments outside your comfort zone with difficult bindings or intervals. Feel the differences in ease of playing and pay attention to your intonation.

Joint exercise

- Play a scale together (long notes and without vibrato). Play it with, without and then with lefreQue again. First unisono and then in octaves. Listen to the difference in tuning and projection.
- Play a duet with any other wind instrument and pay attention to the differences in intonation.

We hope you enjoy these exercises. Thanks for trying lefreQue!

missing link for **ALL** wind instruments

www.lefreQue.com


Clarinet

all connections

LefreQue works for all Clarinets

Clarinet

1st and 2nd
connection



33 mm



85 mm special
clarinet band

Artikel Nr. 219092

Clarinet

3rd connection



33 mm



special band
clarinet

Artikel Nr. 219094

Clarinet on the bell

Bell



33 mm
or
41 mm



85 mm special
clarinet band

Artikel Nr. 219092

lefreQue instruction manual for Clarinet

1 what you need


Clarinet



lefreQue 33mm
+
elastic band
85 mm



2 upper plate with dots !



3



place lefreQue



4



5





enjoy your
lefreQue



lift the lefreQue
wenn you turn it!

place the
lefreQue
at the most free
part of the tube
mostly turn it to
the side

Other options to use lefreQue

