


Brass instruments 1st connection

LefreQue works for all brass instruments



All Trumpets



41 mm
or
55 mm
Xtra Curved



55 mm band
Artikel Nr. 219101

All Tubas, Euphoniums etc.



41 mm
Tuba:
76 mm
or
106 mm



55 mm band
Tuba:
2 x 55 mm band
Artikel Nr. 219101

All Trombones



41 mm



55 mm band
Artikel Nr. 219101

All French Horns



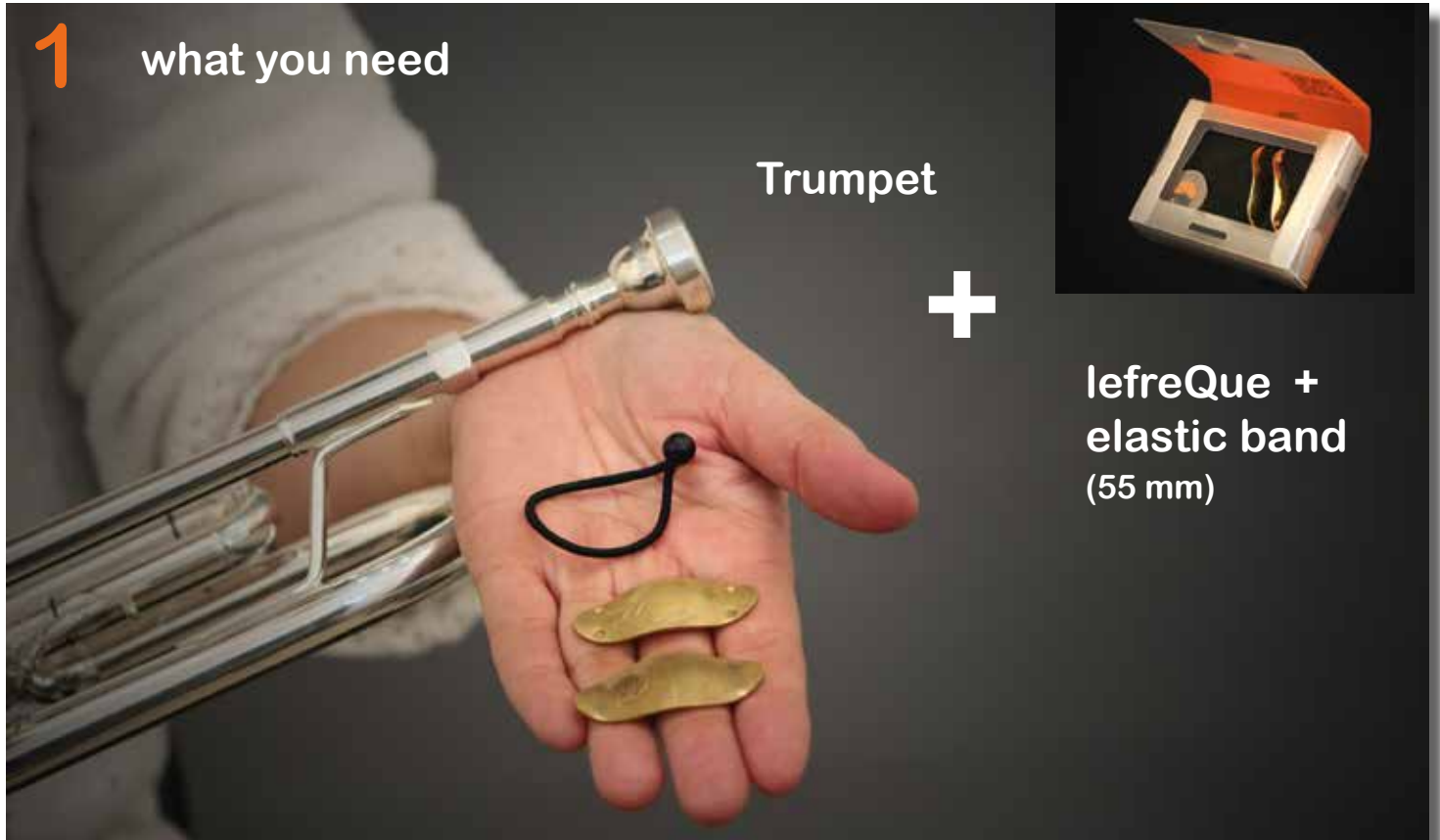
41 mm



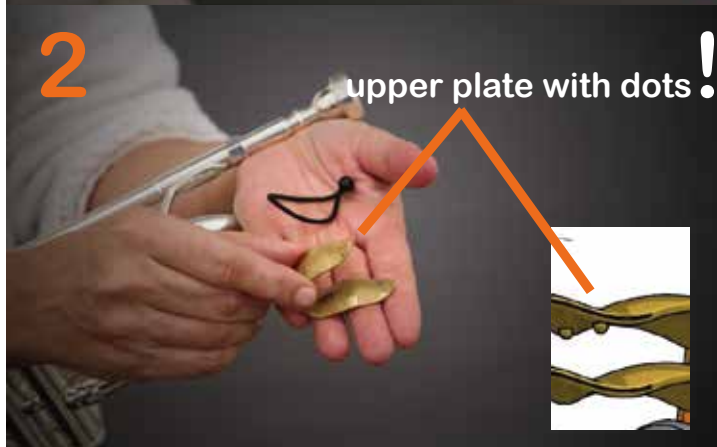
55 mm band
Artikel Nr. 219101

lefreQue instruction manual for Trumpet

1 what you need



2 upper plate with dots !



3



place lefreQue





enjoy your
lefreQue



lift the lefreQue
wenn you turn it!

place the
lefreQue
at the most free
part of the tube
mostly turn it to
the side

Trumpet

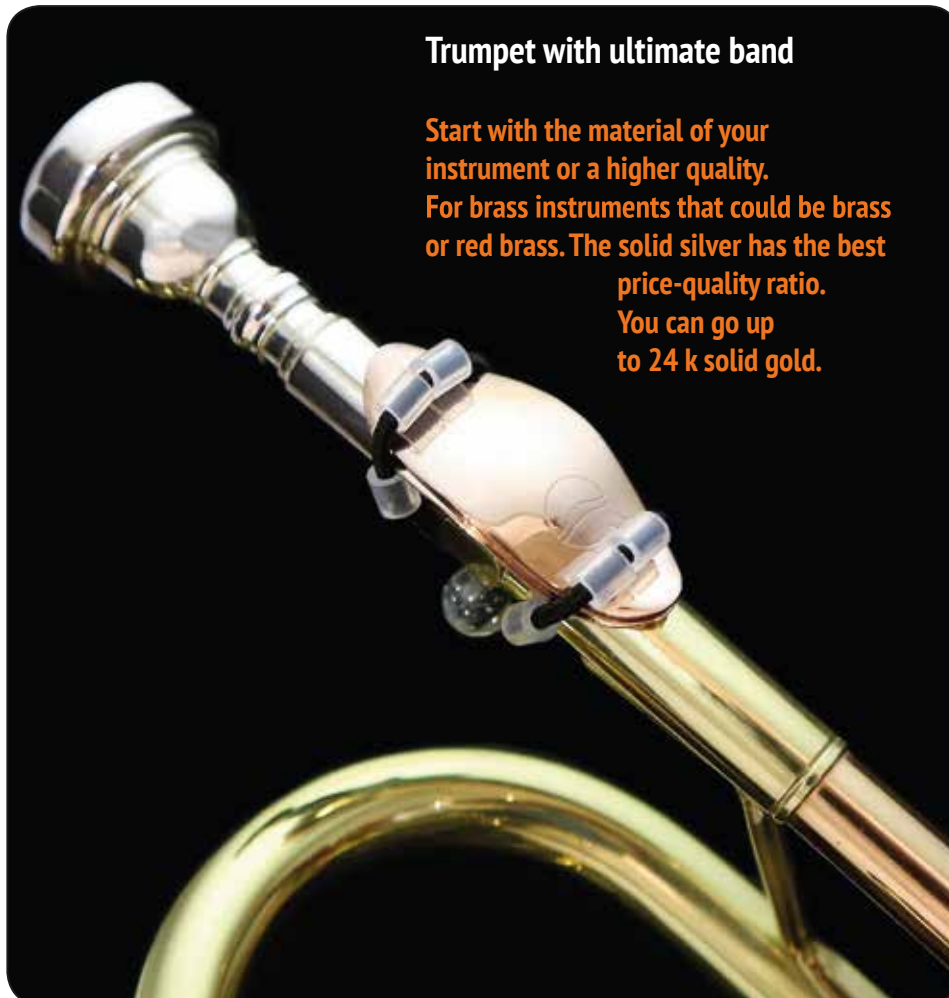
first connection / mouthpiece to receiver

lefreQue

dutch original sound solution

position lefreQue

materials



Trumpet with ultimate band

Start with the material of your instrument or a higher quality. For brass instruments that could be brass or red brass. The solid silver has the best price-quality ratio. You can go up to 24 k solid gold.

41 mm lefreQue



or 55 mm xtra curved

+

55 mm Ultimate Band



Artikel Nr. 219101

or +

55 mm Elastic Band



Artikel Nr. 219075

How to try:

Individual exercises

- Play a chromatic scale (long notes without vibrato). Play it with, without and then with lefreQue again. Pay attention to intonation and evenness of tone production.
- Play octaves. Play it with, without and then with lefreQue again. Listen to your tone as if you play a duet with your own overtones. Pay attention to the difference in tuning with and without lefreQue.
- Play different fragments outside your comfort zone with difficult bindings or intervals. Feel the differences in ease of playing and pay attention to your intonation.

Joint exercise

- Play a scale together (long notes and without vibrato). Play it with, without and then with lefreQue again. First unisono and then in octaves. Listen to the difference in tuning and projection.
- Play a duet with any other wind instrument and pay attention to the differences in intonation.

We hope you enjoy these exercises. Thanks for trying lefreQue!

missing link for **ALL** wind instruments

www.lefreQue.com

Flugelhorn

first connection / mouthpiece to receiver

lefreQue

dutch original sound solution

position lefreQue

Bugel with ultimate band

Start with the material of your instrument or a higher quality. For brass instruments that could be brass or red brass. The solid silver has the best price-quality ratio. You can go up to 24 k solid gold.



materials

55 mm Xtra curved lefreQue



+

55 mm Ultimate Band



Artikel Nr. 219101

or +

55 mm Elastic Band



Artikel Nr. 219075

How to try:

Individual exercises

- Play a chromatic scale (long notes without vibrato). Play it with, without and then with lefreQue again. Pay attention to intonation and evenness of tone production.
- Play octaves. Play it with, without and then with lefreQue again. Listen to your tone as if you play a duet with your own overtones. Pay attention to the difference in tuning with and without lefreQue.
- Play different fragments outside your comfort zone with difficult bindings or intervals. Feel the differences in ease of playing and pay attention to your intonation.

Joint exercise

- Play a scale together (long notes and without vibrato). Play it with, without and then with lefreQue again. First unisono and then in octaves. Listen to the difference in tuning and projection.
- Play a duet with any other wind instrument and pay attention to the differences in intonation.

We hope you enjoy these exercises. Thanks for trying lefreQue!

missing link for **ALL** wind instruments

www.lefreQue.com

Trombone (Posaune) lefreQue

first connection / mouthpiece to receiver dutch original sound solution

position lefreQue

materials

Trombone with ultimate band

Start with the material of your instrument or a higher quality. For brass instruments that could be brass or red brass. The solid silver has the best price-quality ratio. You can go up to 24 k solid gold.



41 mm lefreQue



+

55 mm Ultimate Band



Artikel Nr. 219101

or +

55 mm Elastic Band



Artikel Nr. 219075

How to try:

Individual exercises

- Play a chromatic scale (long notes without vibrato). Play it with, without and then with lefreQue again. Pay attention to intonation and evenness of tone production.
- Play octaves. Play it with, without and then with lefreQue again. Listen to your tone as if you play a duet with your own overtones. Pay attention to the difference in tuning with and without lefreQue.
- Play different fragments outside your comfort zone with difficult bindings or intervals. Feel the differences in ease of playing and pay attention to your intonation.

Joint exercise

- Play a scale together (long notes and without vibrato). Play it with, without and then with lefreQue again. First unisono and then in octaves. Listen to the difference in tuning and projection.
- Play a duet with any other wind instrument and pay attention to the differences in intonation.

We hope you enjoy these exercises. Thanks for trying lefreQue!

missing link for **ALL** wind instruments

www.lefreQue.com

French Horn

(Waldhorn)

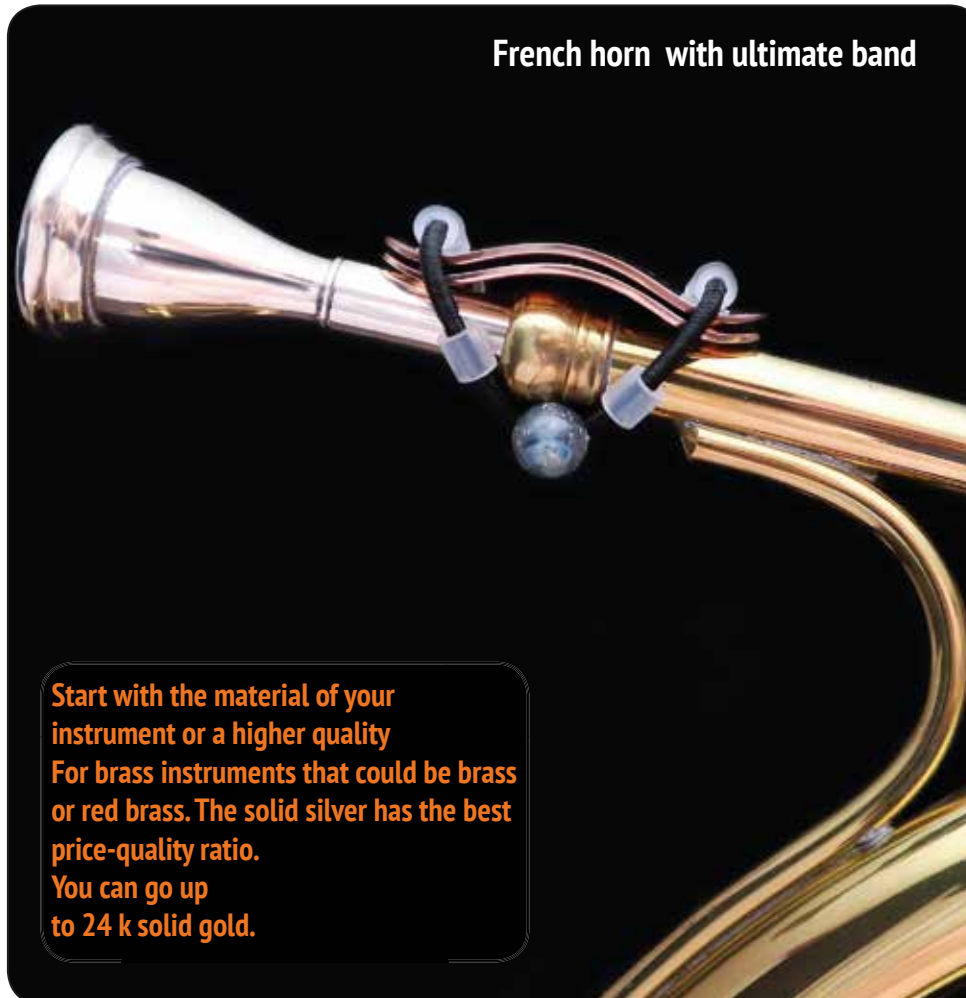
first connection / mouthpiece to receiver

lefreQue

dutch original sound solution

position lefreQue

materials



41 mm lefreQue



+

55 mm Ultimate Band



Artikel Nr. 219101

or +

55 mm Elastic Band



Artikel Nr. 219075

How to try:

Individual exercises

- Play a chromatic scale (long notes without vibrato). Play it with, without and then with lefreQue again. Pay attention to intonation and evenness of tone production.
- Play octaves. Play it with, without and then with lefreQue again. Listen to your tone as if you play a duet with your own overtones. Pay attention to the difference in tuning with and without lefreQue.
- Play different fragments outside your comfort zone with difficult bindings or intervals. Feel the differences in ease of playing and pay attention to your intonation.

Joint exercise

- Play a scale together (long notes and without vibrato). Play it with, without and then with lefreQue again. First unisono and then in octaves. Listen to the difference in tuning and projection.
- Play a duet with any other wind instrument and pay attention to the differences in intonation.

We hope you enjoy these exercises. Thanks for trying lefreQue!

missing link for **ALL** wind instruments

www.lefreQue.com

Tuba

first connection / mouthpiece to receiver

lefreQue

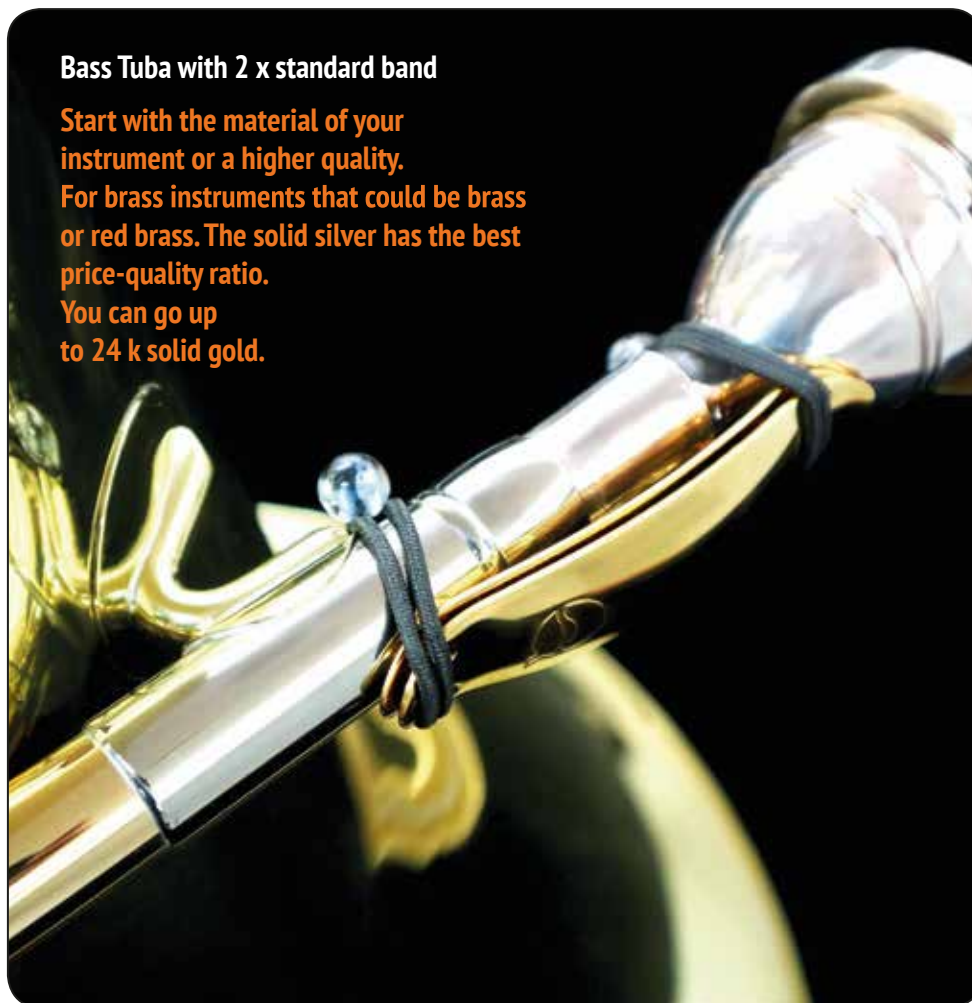
dutch original sound solution

position lefreQue

materials

Bass Tuba with 2 x standard band

Start with the material of your instrument or a higher quality. For brass instruments that could be brass or red brass. The solid silver has the best price-quality ratio. You can go up to 24 k solid gold.



76 mm lefreQue
or 106 mm



+

2 x 55 mm Elastic
Band



Artikel Nr. 219075

How to try:

Individual exercises

- Play a chromatic scale (long notes without vibrato). Play it with, without and then with lefreQue again. Pay attention to intonation and evenness of tone production.
- Play octaves. Play it with, without and then with lefreQue again. Listen to your tone as if you play a duet with your own overtones. Pay attention to the difference in tuning with and without lefreQue.
- Play different fragments outside your comfort zone with difficult bindings or intervals. Feel the differences in ease of playing and pay attention to your intonation.

Joint exercise

- Play a scale together (long notes and without vibrato). Play it with, without and then with lefreQue again. First unisono and then in octaves. Listen to the difference in tuning and projection.
- Play a duet with any other wind instrument and pay attention to the differences in intonation.

We hope you enjoy these exercises. Thanks for trying lefreQue!

missing link for **ALL** wind instruments

www.lefreQue.com

Euphonium / Baritone

first connection / mouthpiece to receiver
position lefreQue

lefreQue
dutch original sound solution

materials



41 mm lefreQue



+

55 mm Ultimate Band



Artikel Nr. 219101

or +

55 mm Elastic Band



Artikel Nr. 219075

How to try:

Individual exercises

- Play a chromatic scale (long notes without vibrato). Play it with, without and then with lefreQue again. Pay attention to intonation and evenness of tone production.
- Play octaves. Play it with, without and then with lefreQue again. Listen to your tone as if you play a duet with your own overtones. Pay attention to the difference in tuning with and without lefreQue.
- Play different fragments outside your comfort zone with difficult bindings or intervals. Feel the differences in ease of playing and pay attention to your intonation.

Joint exercise

- Play a scale together (long notes and without vibrato). Play it with, without and then with lefreQue again. First unisono and then in octaves. Listen to the difference in tuning and projection.
- Play a duet with any other wind instrument and pay attention to the differences in intonation.

We hope you enjoy these exercises. Thanks for trying lefreQue!

missing link for **ALL** wind instruments

www.lefreQue.com